

WESTERN ID EGA

Western Idaho Embroiderers Guild Chapter, Catherine Chertudi President, 5458 S. Zonetailed Way, Boise, ID 83716. 208-343-5107

President's Letter

By Catherine Chertudi

Dear Fellow Needle Workers:

Creativity –

Make visible what, without you, might perhaps never have been seen. Robert Bresson 1907- , French Film Director

I have been thinking a lot about creativity lately – what it is, how do we become more creative, and why does it seem some are born creative? Kay Haley's presentation in February inspired all of these thoughts and questions.

Kay provided wonderful insight on the judging process and how a judge views and critiques needlework. What I did not expect was how Kay challenged me to think and work more creatively!

Kay's own needlework pieces shared with the group in February were wonderful examples of stitching outside of the box. Kay described how she loves to burn and rip and deconstruct fibers and fabrics to create something unique which represents her ideas and visions.

I found the following quote as well as the introductory quote that I thought fit our theme this year:

Creativity is inventing, experimenting, growing, taking risks, breaking rules, making mistakes, and having fun. Mary Lou Cook

This year of stitching outside of the box we

INSIDE THIS ISSUE

President's Letter	1
March Meeting Program and Supplies	2-4
Community Outreach	2
Chapter Officers	2
Dues!	2

have programs planned to help us invent, experiment and maybe even make a few mistakes. All of our challenge Take Out Box projects will be displayed at our October birthday meeting – I hope you have had some time to play and explore some new ideas and approaches for your project. I can't wait to see all of the results!

The Marnie Ritter designs – Aurora Borealis and Aurora Borealis Revisited - are definitely challenging, but so beautiful. I have started and ripped and re-started, but now feel like I am really making progress. So, for those others challenged by needlepoint designs and thinking (and stitching) on the diagonal – you can do it too!

See you March 25th at 7:00 pm for our next regular meeting. This month we will look for the luck of the Irish in our project taught by Michele Gardiner.

-- Catherine

March 2008 Program Project Supply List

Please bring the following to the March meeting:

1. Your piece of fabric with the design pre-work completed.
2. Needlework scissors.
3. Threads for the design.
4. Paper and pencil for notes.

Janet Bryant-Groves
Catherine Chertudi
Dena Clark
Michele Gardiner
Matt Henry
Katie Parry
Betsy Rodell
Alice Tryon
Kim Wing

If you have already paid – Thank you very MUCH!

Through the Needle's Eye!

Enter your needlework in EGA's 19th National Exhibit, *Through the Needle's Eye!* Entries must be postmarked by March 23, and received by April 1, 2008.

Entries will be juried by three judges. Entries must be submitted by digital image on CD-ROM, saved in JPEG format at full quality.

Through the Needle's Eye opens August 25 in Louisville, and will travel across the country for two years. For more details - visit www.egausa.org, or contact Peg Dunayer, registrar at pdquilt92@aol.com

First Quarter Dues are Due!

*Community Outreach
March 2008*

*Please bring a package of
diapers (any size) or baby
wipes for the WCA shelter.*

2008 Chapter Officers

President	Catherine Chertudi
Vice President	Alice Tryon
Secretary	Rita Ascuaga
Treasurer	Betty Dippi

Regional Rep.	Carol Herrmann
Programs Chair	Michele Gardiner
Share Table	Pauline Keller
Yard Sale	Nancy Valentine
Silent Auction	Cherrie Newberry

Community Outreach – This could be YOU!

Correspondence Courses – This could be YOU too!

Region Seminar 2009 - Myrna Cruz
Past President Carla Bravo

PROJECT: LUCK OF NEEDLE

Project leader: Michele Gardiner

In March, we will be working on a pulled thread project. It will be beneficial to prepare the outline of the design area so that we can concentrate on the pulled thread stitches at the meeting.

Materials needed:

One piece of evenweave fabric at least 6" x 6"

20 to 32 count - linen preferred but congress cloth and canvas are acceptable.

Perle cotton size 5, 8 and/or 12 preferably in the same hue of fabric

Hoop or stretcher bars, if desired

#22, 24 and/or 26 size tapestry needle

#22 or 24 size Chenille needle

Pencil or transfer marker for transferring design to fabric

Lining fabric in a complimentary or same hue value

cotton or non-stretchable woven fabric of medium weight

Felt for needle pad lining


The class model will be a simple needle case. The dimensions of the fabric for this project will be 6" x 8". If you would like to use the design or even a different design in another manner, please allow for extra fabric and revise the placement of the design.

The thread count of the fabric will determine which perle cotton to use. The thicker thread is used for outline stitch.


If you are using 20 count linen, use size 5 for outlining and size 8 for pulled thread stitches

If you are using 28 count linen, use size 8 for outlining and size 8 for pulled thread stitches.

DIAGRAM ONE: Possible design options



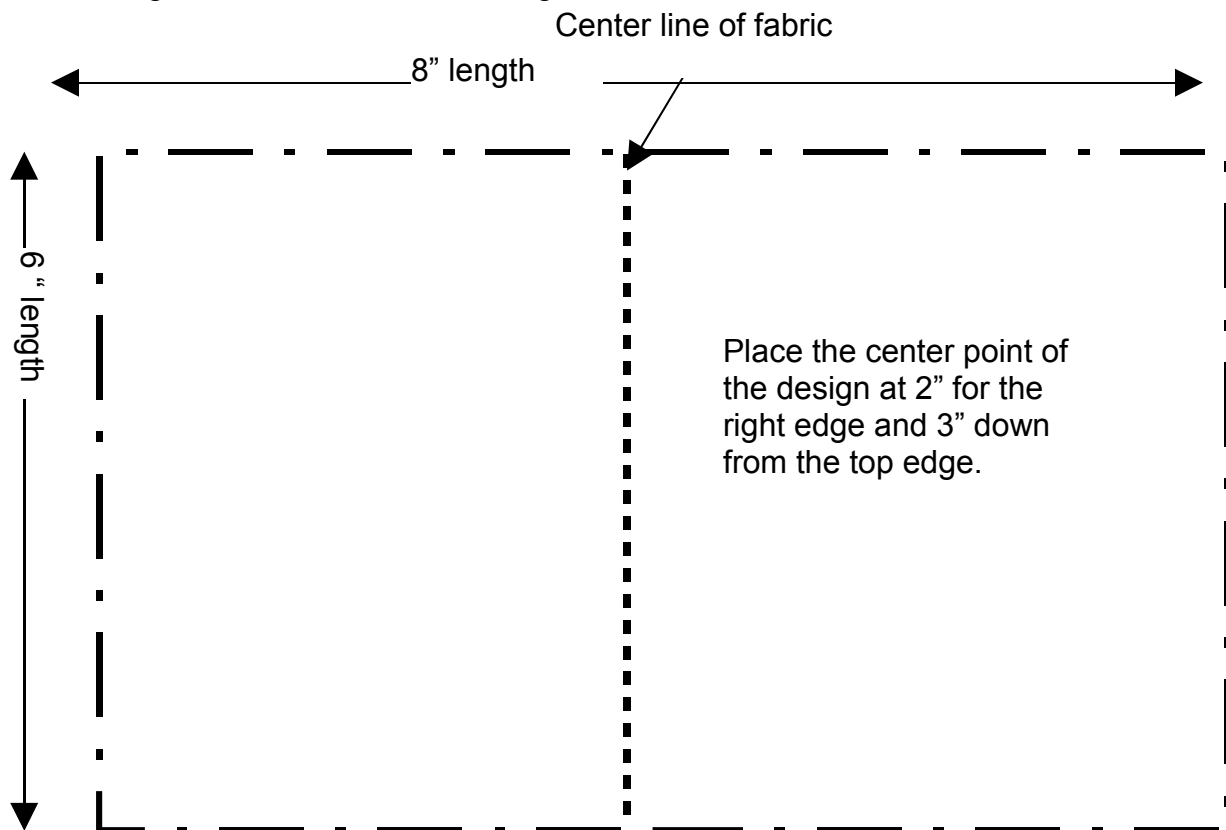
Size to fit your fabric.



Transfer either the shamrock or rectangle design to your fabric. Please place the design in the right side of the fabric as noted in diagram two. Use the center cross point to locate the design on the fabric. You will want to lightly trace with a pencil or air soluble pen. Tracing with a dark pencil may leave pencil marks visible.

Draw the stem of the shamrock but do not stitch with outlining stitch.

Diagram 2 – Placement of design



Outline the edge of the design area with either a chain stitch or whipped backstitch. Use the chenille needle and pierce the fabric when making the stitch. Make sure to cover the pencil line with the outlining stitch. Also outline the inner leaf area of the shamrock or the inner lines in the rectangle.

At the meeting, you will have an opportunity to place three different pulled thread stitches in the areas.

Western Idaho EGA
c/o Catherine Chertudi
5458 S. Zonetailed Way
Boise, ID 83716

Phone:
(208) 343-5107

E-Mail:
boisebasco@msn.com

We're on the Web!

Visit us at:

www.westernidahoega.org

WESTERN IDAHO EGA CHAPTER

Next Meeting:

March 25, 2008
7:00 pm
Whitney United Methodist Church
3315 West Overland Road, Boise

Mark your calendars for these future
meetings:

April 22, 2008
May 27, 2008

Western Idaho EGA
5458 S. Zonetailed Way
Boise, ID 83716

